

USING ANIMATION TO HELP FOCUS STUDENT ATTENTION ON ELEMENTARY MUSIC CONCEPTS

Many music rooms have projectors, white boards, and other sophisticated technologies available for instruction. These tools offer both promise and challenge to teachers as lessons are planned. During my "three + decades in the classroom I found technology to be a key factor in generating student interest and a powerful tool for focusing attention on lesson topics. From the fantastic days of the "overhead projector" and the "filmstrip projector" in the 1970's, to the powerful computer presentation tools of 2012, technology has generated strong tools for instruction. For the past two years I have dedicated my efforts as a music educator to developing and organizing "plug and play" curriculum that takes advantage of today's technologies in elementary music instruction.

Bradley L. Bonner, M.Ed.  
President, BLB Studios  
Elementary Music Specialist, Rhythm Band Instruments

Divide into two groups...

**Group One:** (Instruments that shake, scrape, or rattle)  
Tambourine, Jingle Bells, Maracas, Sand Blocks

**Group Two:** (Instruments that click or tap)  
Tick-Tock, Rhythm Sticks, Drums, Cymbals, Triangles

USING ANIMATION TO HELP FOCUS STUDENT ATTENTION ON ELEMENTARY MUSIC CONCEPTS

Join in a "sing-a-long" follow directions

**Bing! Bang! Boom!** rock my room!  
BEB214 on the BLB catalog

**Sing songs that encourage ownership...**

**Chorus**

Bing, Bang, Boom, I wanna' rock my room!

Clap my hands and make the drum go boom.

Keep the beat while I sing my tune.

Bing, Bang, Boom, I wanna' rock my room!

USING ANIMATION TO HELP FOCUS STUDENT ATTENTION ON ELEMENTARY MUSIC CONCEPTS

Students learn by seeing, hearing, and doing.

Interactive animations can address all three learning modalities! (Visual, Auditory, and Kinesthetic)

Some animated materials are passive...they present facts and develop knowledge without encouraging active participation.

As teachers, we want our students to do more than just learn about music, we want them to make music. Interactive animations help us teach concepts while encouraging student involvement.

My goal in animation is to create a personal interaction between the student and the material presented.

USING ANIMATION TO HELP FOCUS STUDENT ATTENTION ON ELEMENTARY MUSIC CONCEPTS

Following a learning thread K - 5. (concept...scale tones)

**GARDEN WHACKERS** From: Animated Boomwhackers Volume 1

Introduction of the scale (kindergarten)  
Knowledge is the basic building block of all learning.

FB223



**GARDENWHACKERS**  
A primary scale building activity for...

Animation © 2011 Bradley L. Bonner  
BLB Studios

USING ANIMATION TO HELP FOCUS STUDENT ATTENTION ON ELEMENTARY MUSIC CONCEPTS

Following a learning thread K - 5. (concept...scale tones)

**LEARN THE SCALE** From: BELLS ALIVE Volume 1 (Basic Boot Camp for Bells)

Applying the scale (first and second grade)  
Applying knowledge in new settings demonstrates synthesis.

**What tonal pattern does this activity demonstrate?**  
(I try not to answer the posed questions...I want my students to verbalize what they are learning.)

FB220



SEVEN ANIMATED LESSONS FOR BEGINNERS OF ANY AGE

Excerpt from BELLS ALIVE Volume 1 (Basic Boot Camp for Bells).

**Bell Scale**  
Bells used:

1 low C D E F G A B high c

Composed and Animated by:  
Bradley L. Bonner  
© 2010 BLB Studios

USING ANIMATION TO HELP FOCUS STUDENT ATTENTION ON ELEMENTARY MUSIC CONCEPTS

Following a learning thread K - 5. (concept...scale tones)

**BELL ROUNDABOUT** From: BELLS ALIVE Volume 2 (Themes and Variations) Animated DVD Lessons

Using the scale to build chords (third grade)  
Analyzing melodies to discover scale use demonstrates higher level "critical thinking".

Divide into three groups...

Group 1 play part 1

Group 2 play part 2

Group 3 play part 3



SIXTEEN ANIMATED LESSONS FOR BEGINNERS OF ANY AGE

**Does this melody contain the notes of a major scale?**  
**What happens when we play parts 1, 2, and 3 at the same time?**

USING ANIMATION TO HELP FOCUS STUDENT ATTENTION ON ELEMENTARY MUSIC CONCEPTS


Following a learning thread K - 5. (concept...scale tones)

**HANDEL THEME** From: BELLS ALIVE Christmas Animated DVD Lessons

Identifying the major scale in literature (fourth grade)

Is there example of a "complete" major scale presented in this melody?

FB222



SIXTEEN ANIMATED LESSONS FOR BEGINNERS OF ANY AGE

Excerpt from BELLS ALIVE Christmas

**Theme**

USING ANIMATION TO HELP FOCUS STUDENT ATTENTION ON ELEMENTARY MUSIC CONCEPTS

Following a learning thread K - 5. (concept...scale tones)

**JAMIE'S SONG** From: MOVING ON WITH SOPRANO RECORDER DVD

Discovering the scale in a new key (fifth grade)  
\*Some students will recognize the "Jamie's Song" melody is constructed from scale tones. Some may question why this scale starts on the note "D" instead of "C".

\*What music element was used to construct this melody?

MOVING ON WITH SOPRANO RECORDER DVD is a "pre-reading" program that introduces players to rhythms and note positions on the staff. The animated method uses the "student knowledge" of alphabet letters to help players predict which notes will sound next so they can read ahead in the score.

FB218



FIFTEEN ANIMATED LESSONS (G, E, F# & A, AND B)

Excerpt from MOVING ON WITH SOPRANO RECORDER DVD

**JAMIE'S SONG**  
Eight measure introduction.

Music by Bradley L. Bonner

One, Two, Ready, Play!

D E F G A B A

D E F G A

USING ANIMATION TO HELP FOCUS STUDENT ATTENTION ON ELEMENTARY MUSIC CONCEPTS

**PING PONG**

From: GETTING STARTED WITH SOPRANO RECORDER DVD

Learning to read music is an important component of any elementary music program. Animated lessons help players focus on the exact point of instruction.

GETTING STARTED WITH SOPRANO RECORDER DVD is a "pre-reading" program that introduces players to rhythms and note positions on the staff. The animated method presumes a "student knowledge" of alphabet letters to help players predict which notes will sound next so they can read ahead in the score.

FB216



SEVENTEEN ANIMATED LESSONS (G, A, AND B)

Excerpt from GETTING STARTED WITH SOPRANO RECORDER DVD

**On the final verse, you should be ready to play any combination of "B", "A", and "G" notes on your soprano recorder.**

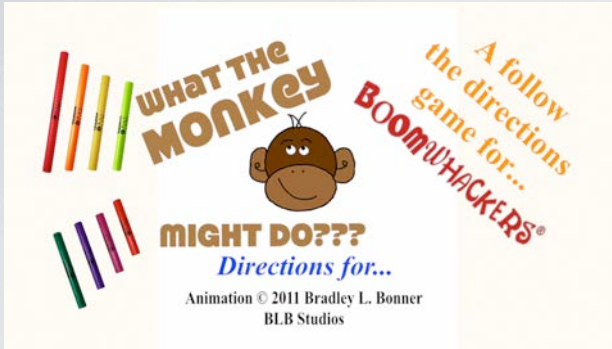
Teacher "calls" Students "echo"

B A G B A G

Teacher "calls" Students "echo"

A G B A G B

USING ANIMATION TO HELP FOCUS STUDENT ATTENTION ON ELEMENTARY MUSIC CONCEPTS



“Interactive animations help keep attention focused on the exact point of instruction by engaging the student’s visual, aural, and kinesthetic learning modalities.”


Bradley L. Bonner, M.Ed.

President, BLB Studios

Elementary Music Specialist, Rhythm Band Instruments

Rhythm Band Instruments invites you to explore the animated teaching tools developed by Bradley L. Bonner. A review of our current materials is located on the [www.rhythmband.com](http://www.rhythmband.com) Home Page. To view, just push the **Animated Demos** button. Be sure to visit my blog, “Brad’s Beat”, while you are logged on!

For more information, visit with Brad at the RBI booth (2119) during the convention! ([blbstudios@aol.com](mailto:blbstudios@aol.com))



USING ANIMATION TO HELP FOCUS STUDENT ATTENTION ON ELEMENTARY MUSIC CONCEPTS



CURRENTLY AVAILABLE ANIMATED MATERIALS

[www.rhythmband.com](http://www.rhythmband.com) (1-800-424-4724)



17 ANIMATED PVP LESSONS  
21 AUDIO TRACKS  
BOOK WITH COPY PERMISSION!

**GETTING STARTED WITH SOPRANO RECORDER**

An innovative playing method for beginning students of the soprano recorder  
CD accompaniments for practice and performance  
Now available in ANIMATED - INTERACTIVE DVD  
The music comes to life on the screen as all players focus together on the concepts being presented

BB216

BB221  
16 ANIMATED PVP LESSONS  
SCORES INCLUDED!

BB220  
7 ANIMATED PVP INTRODUCTORY LESSONS

BB222  
16 ANIMATED PVP LESSONS  
SCORES INCLUDED!

Animated, Interactive DVD's  
Keep your students focussed on the exact point of instruction.

15 ANIMATED PVP LESSONS  
21 AUDIO TRACKS  
BOOK WITH COPY PERMISSION!

**MOVING ON WITH SOPRANO RECORDER**

An innovative playing method for beginning students of the soprano recorder  
CD accompaniments for practice and performance  
Includes ANIMATED - INTERACTIVE DVD  
The video synchronizes with the audio bringing the music and lesson concepts into focus for all participants

BB218



**Animated DVD Boomwhackers**

VOLUME 1  
(Early Childhood - ages 4 to 6)

Fifteen video/audio playing experiences for your computer or dvd player!  
© 2010 BLB Studios  
blbstudios@aol.com

15 Animated, Interactive activities for Early Childhood  
**Perfect for Substitutes!**

BB223

**Animated Boomwhackers**

VOLUME 1  
(Early Childhood - ages 4 to 6)

TRACKS  
1 MEET THE BOOMWHACKERS  
2 FIVE FRIENDS (DIRECTIONS)  
3 FIVE FRIENDS  
4 HAPPY WHACKS (DIRECTIONS)  
5 WHY THE MONKEY MIGHT DO (DIRECTIONS)  
6 WHY THE MONKEY MIGHT DO  
7 DOWN TOWN  
8 BE BEING A MOVEMENT VOCABULARY  
9 GARDEN WHACKS (DIRECTIONS)  
10 GARDEN WHACKS  
11 HEAD AND SHOULDERS (DIRECTIONS)  
12 HEAD AND SHOULDERS  
13 HEAD AND SHOULDERS  
14 THE BOOMWHACK (DIRECTIONS)  
15 THE BOOMWHACK

Email Brad ([blbstudios@aol.com](mailto:blbstudios@aol.com))

Call Brad (1-352-408-1489)